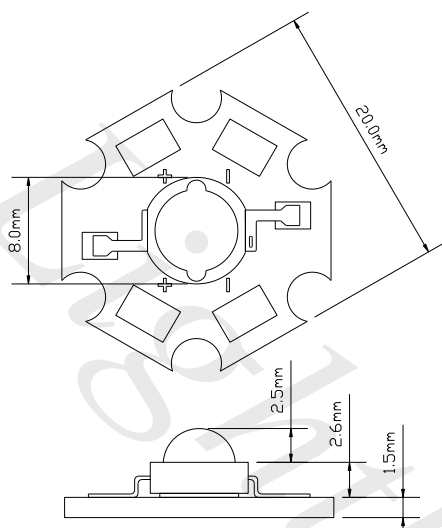


SPECIFICATION FOR APPROVAL

Package Dimensions

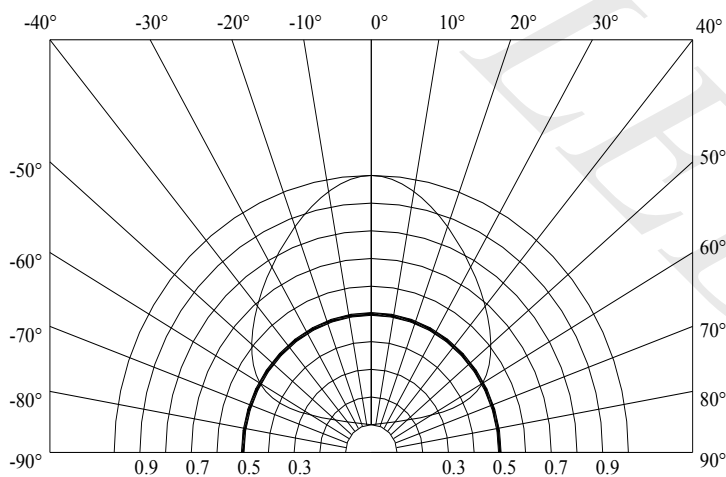
Material's Picture



Notes

1. All dimensions are in millimeters (inches).
2. Tolerance is $\pm 0.25\text{mm}$ (0.010") unless otherwise noted.
3. Protruded resin under flange is 1.0mm (0.04") max.
4. Lead spacing is measured where the leads emerge from the package.
5. Specifications are subject to change without notice.

Spatial Distribution



SPECIFICATION FOR APPROVAL

Electrical / Optical Characteristics at TA=25°C


Parameter	Symbol	Min.	Typ.	Max.	Unit	Test Condition
Luminous Intensity	Φ	50	60	70	lm	IF =750mA
Viewing Angle	$2\theta 1/2$		140		deg	IF =750mA
Domain Wavelength	Tc				K	IF =750mA
Spectral Line Half-Width	$\Delta \lambda$	590	592	595	nm	IF =750mA
Forward Voltage	VF	2.00	2.20	2.40	V	IF =750mA
Reverse Current	IR			20	μ A	VR = 5V

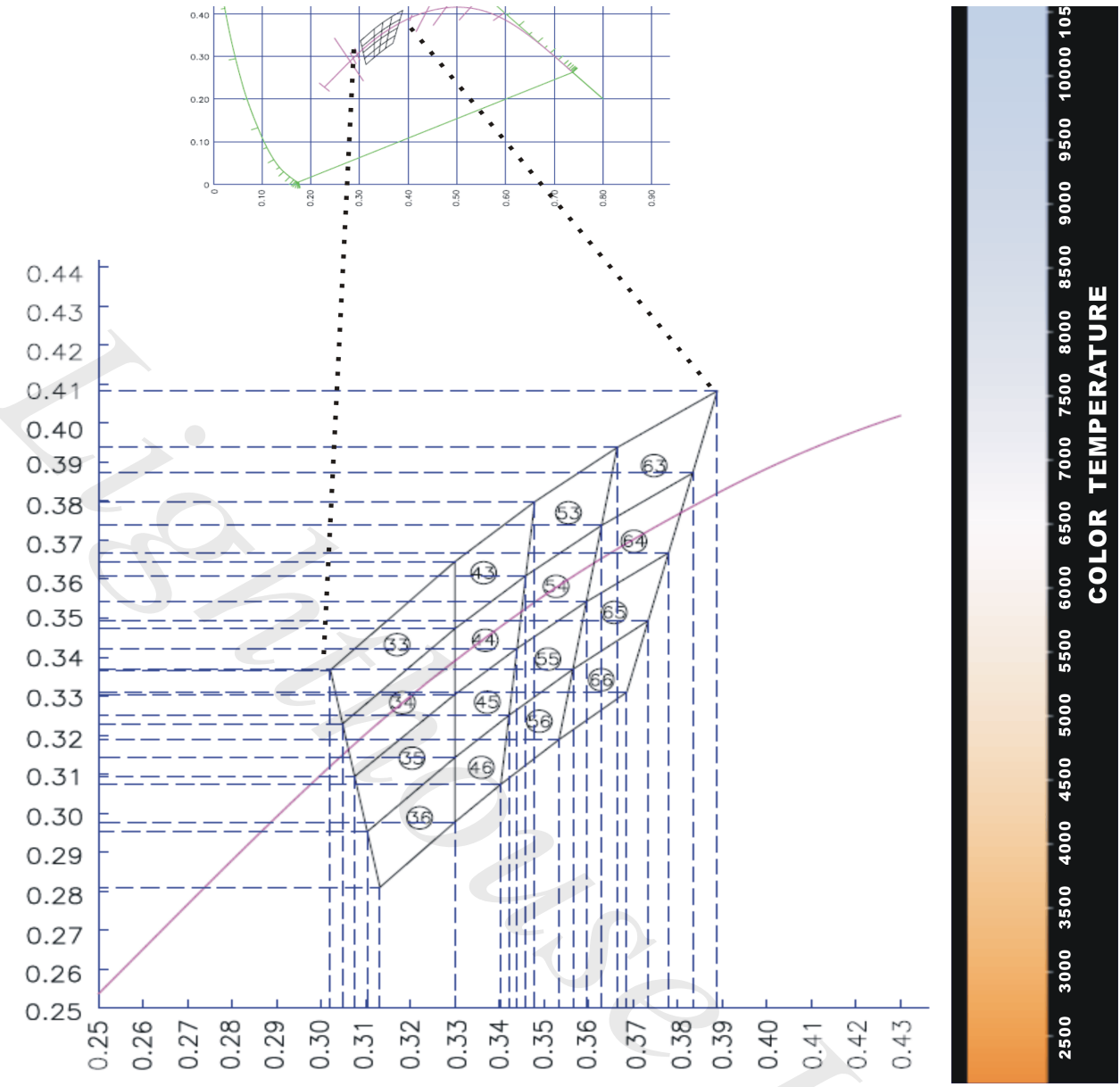
Absolute Maximum Ratings at TA=25°C

Parameter	Maximum Rating
Power Dissipation	3W
Peak Forward Current (1/10 Duty Cycle, 0.1ms Pulse Width)	900mA
Continuous Forward Current	750mA
Derating Linear From 30°C	0.8mA/°C
Reverse Voltage	5V
Operating Temperature Range	-20°C to + 80°C
Storage Temperature Range	-30°C to + 100°C
Lead Soldering Temperature [1.6mm(.063") From Body]	260°C for 5 Seconds

SPECIFICATION FOR APPROVAL

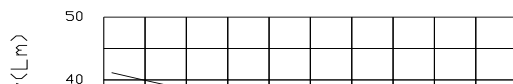

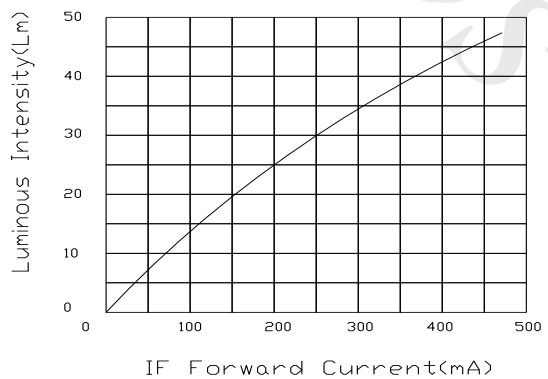
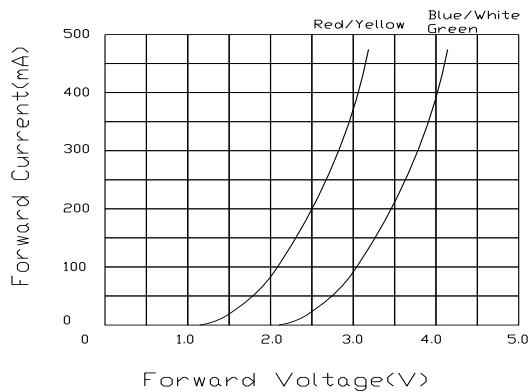
Chromaticity Coordinate Groups

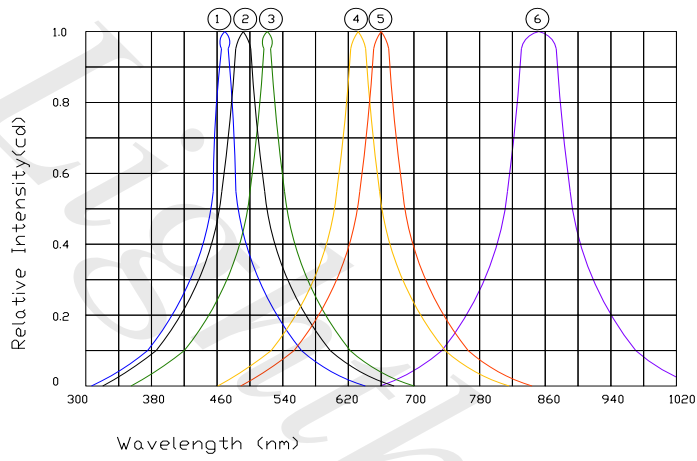
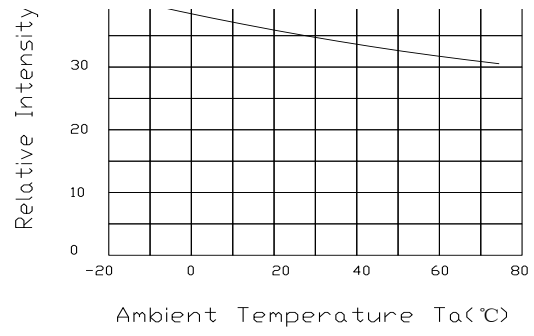
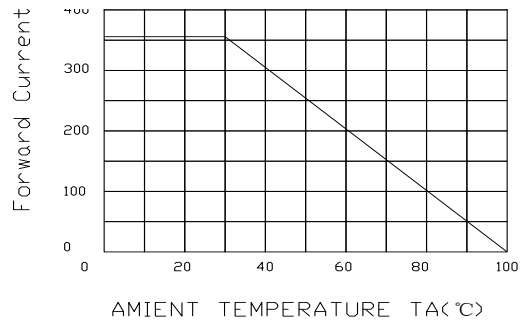




SPECIFICATION FOR APPROVAL

HIGH POWER LED Typical Electro-Optical Characteristics Curves





- ① Blue Lamp(InGaN)
- ② White Lamp(InGaN)
- ③ Pure Green Lamp(InGaN)
- ④ Yellow Green Lamp(AlInGaP)
- ⑤ Red Lamp(AlInGaP)
- ⑥ Infrared Lamp(850nm)

Warehouse LED'S